

Thermally insulated textile fire protection closure

System: Fibershield®
Series: Fibershield®-I



Stöbich.

Pioneer and global market leader for structural fire protection for 40 years.

The company Stöbich Brandschutz GmbH develops, manufactures and installs individual and standard structural fire protection solutions across the world and is one of the most innovative global leaders in the industry. Since 1980 the Goslar-based family business has been setting trends in the field of fire and smoke protection systems.

In addition to the conveyor system closure division, Stöbich has also become a specialist and market leader in textile fire protection over the past 25 years. Using state-of-the-art high-performance fabrics at the production site in Lower Saxony, the company produces various textile fire protection solutions for many application fields.



> 150 Patents



11 Global innovations



> 90 Countries

01

TEXTILE SMOKE AND FIRE PROTECTION CLOSURES

Buildings are divided into fire or smoke compartments to prevent the uncontrolled spreading of fire and smoke in case of fire. To prevent the fire from spreading to adjacent compartments, openings in walls and ceilings must be effectively closed and barriers must be provided to direct the smoke. From an aesthetic point of view, conventional door and gate solutions, which are still frequently used, represent a significant impairment of the building design and the visions of architects and planners.

Textile smoke and fire barriers, which are invisibly installed in a suspended ceiling, offer planners and architects an attractive and versatile alternative to the massive and visible structural

solutions. They are characterised by smooth installation, low weight, less space requirements and enormous user benefit!

These multi-talents for preventive structural fire protection are not only highly popular for open and architecturally sophisticated room concepts, but these streamlined curtain systems are real problem solvers especially where space is tight.



space-saving

low space requirement for installation due to thin fabric



invisible

Subtle integration into the planned building structure thanks to installation in the false ceiling



lightweight


Low weight thanks to textile concept, which means a lower static load




resource-saving

Less use of materials that release a lot of CO₂

01



01



PERFECT FIT

01

THE FABRIC FOR OPEN SPACE CONCEPTS






01



THERMALLY INSULATED TEXTILE FIRE PROTECTION CLOSURE

In the event of fire, textile fire protection closures are used to close wall or ceiling openings. Their constructional design (unrolling and folding equipment) and the use of various fabrics opens up a wide area of applications and allow for various protection objectives or classifications and time classes. The housings and guide rails of these flexible systems blend almost invisibly into the building and offer a great deal of design freedom for architecturally sophisticated open space concepts.



EI₁ 30 – EI₁ 90

EI₂ 30 – EI₂ 120

Engineering and customer benefits

The Fibershield[®]-I system is the latest generation of thermally insulated textile fire protection closures made by Stöbich.

Installation

The closure has the winding kinematics of a rolling gate and requires little installation space above a wall opening. Also, due to the patented lintel lock, the panels around the winding shaft can be dispensed with as an option. This way the installation dimension can be reduced even further.

The multi-layer design of the fire protection curtain with its alternating layers of insulating and cooling layers allows the sparing use of the fabrics and thus a reduction of the weight compared to conventional models.

Due to the low weight and low installation space requirements, the Fibershield[®]-I system is also ideal for modifying or retrofitting fire protection systems in existing buildings.

Design

In new buildings, the closures provide for exceptional design options for the reliable closing of particularly wide openings in the event of fire.

The Fibershield[®]-I system can be integrated almost invisibly into the suspended ceiling. Parking positions next to the wall opening that usually need to be kept free for conventional fire protection elements can be used for other purposes.


The main focus in the further development of the Fibershield[®]-I was on easy installation. The guide rails have plug connectors and require no visible screw connections.

INVISIBLE

LARGE OPENINGS

LOW SPACE REQUIREMENT

02



OPEN
CURTAIN

CURTAIN
HALFWAY CLOSED

Constructive system design

The textile curtain is attached to a winding shaft and works similar to a rolling gate. This means that relatively little installation space is required on the wall panel above the opening. As the shielding element closes in a top to bottom line, only a relatively narrow closing area must be kept free.

The system can be supplied with two different drive variants. The variant that integrates tubular motors in the winding shaft is particularly space-saving, low-maintenance and aesthetically attractive. The variant with external chain drive offers more

freedom in terms of adjusting the opening and closing speed.

Both drive variants feature an integrated hold-open device and closing speed control. Therefore, in case of fire, they will close by means of their own weight without any auxiliary energy.

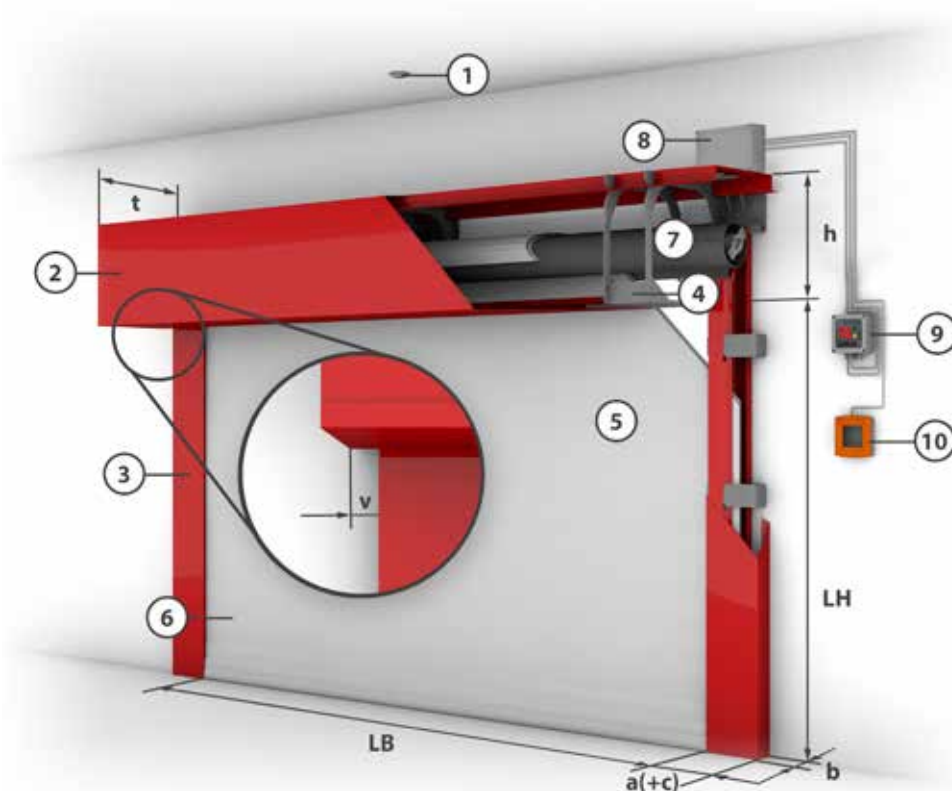
Design	Heat-insulating fire protection closure with textile design
Certification	CE marking according to EN 16034:2014 in conjunction with EN 13241:2003+A2:2016
Closing direction	From top to bottom
Fire resistance	EI ₁ 30 - EI ₂ 120 Tested according to EN 1634-1:2014-03 Classified according to EN 13501-2:2016
Smoke protection	S _a Tested according to EN 1634-3:2005-01 in conjunction with EN 1363-1:2012-10 Classified according to EN 13501-2:2016
Closing cycles	C, C1, C2 Tested according to EN 12605:2000-08 Classified according to EN 13501-2:2016
Fire behaviour of textile	B-s1, d0; E-d2 Tested according to ISO 11925-2 and EN 13823 Classified according to EN 13501-1:2018
Environmental conditions	Special environmental conditions are not taken into account (e.g. humidity > 80 %, ambient temperature < 5 °C and > 45 °C, wind loads etc.).
Visible surfaces of enclosure, guide rails and end strip	Galvanised, coated in RAL, NCS standard colour, stainless steel V2A material A-1.3401 Type I bright, Type II K240 ground

Constructive system design (system drawing)

Classification	Size max. [LB x LH] in mm	Wall thickness* in mm	Housing	Guide rail [a(+c) x b]
EI ₁ 30	7315 x 4950	150	Type A or Type B	Type 1 or Type 3**
EI ₂ 30	7315 x 4950	150	Type A or Type B	Type 1 or Type 3**
EI ₁ 60	6600 x 4840	150	Type B	Type 2
EI ₂ 60	6600 x 4840	150	Type A or Type B	Type 1 or Type 3**
EI ₁ 90	6000 x 4400	150	Type B	Type 2
EI ₂ 90	6000 x 4400	150	Type B	Type 1
EI ₂ 120	6600 x 4840	175	Type B	Type 2
C2	6600 x 4840			
S _a	Joint length 14.5 m (3-sided without end strip)			

*The wall can be low density (aerated concrete block) or high density (masonry or concrete).

** Type 3 guide rails – maximum size 3000 x 2870 mm

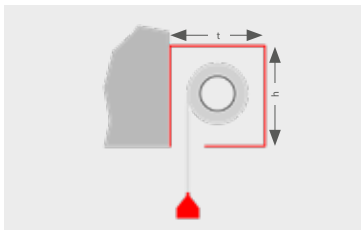


- 1 = Smoke detector
- 2 = Housing
- 3 = Guide rails
- 4 = Mounting bracket
- 5 = Textile
- 6 = End element
- 7 = Tubular motor
- 8 = Control module
- 9 = Control unit with operating unit
- 10 = Optional manual trigger
(Manual trigger necessary if the control unit with operating unit is mounted higher than 1.4 m above the upper edge of the finished floor.)

Installation variants

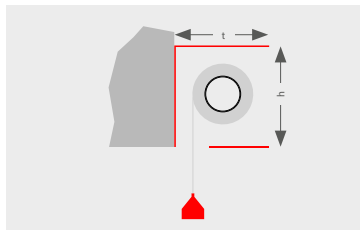
Housing

Wall with housing cover



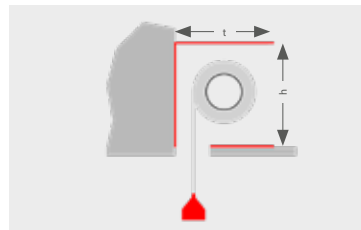
Type A: t 380 mm, h 350 mm
Type B: t 460 mm, h 430 mm

Wall without housing cover



Type A: t 380 mm, h 350 mm
Type B: t 460 mm, h 430 mm

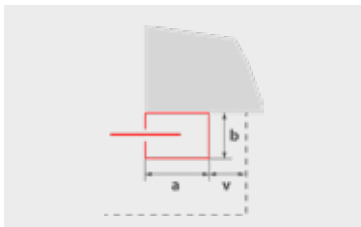
Wall without housing cover, with false ceiling



Type A: t 380 mm, h 350 mm
Type B: t 460 mm, h 430 mm

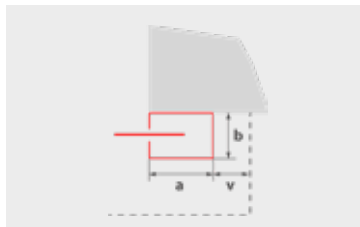
Guide rails

Type 1



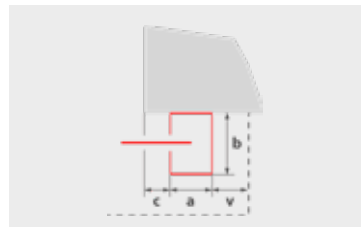
a 200 mm, b 82 mm, v 47 mm

Type 2



a 230 mm, b 110 mm, v 42 mm

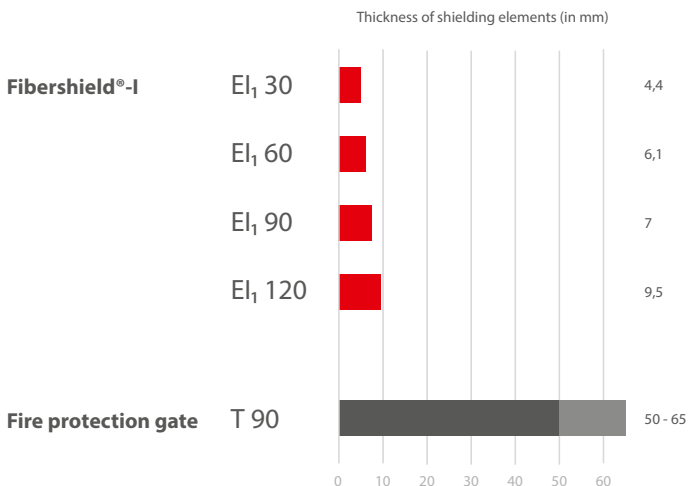
Type 3




a 90 mm, b 120 mm, v 60 mm,
c 0 mm for EI₁ 30, EI₂ 30,
c 60 mm for EI₂ 60

Note: Dotted line for the winding shaft receptacle (housing)

Shielding elements comparison

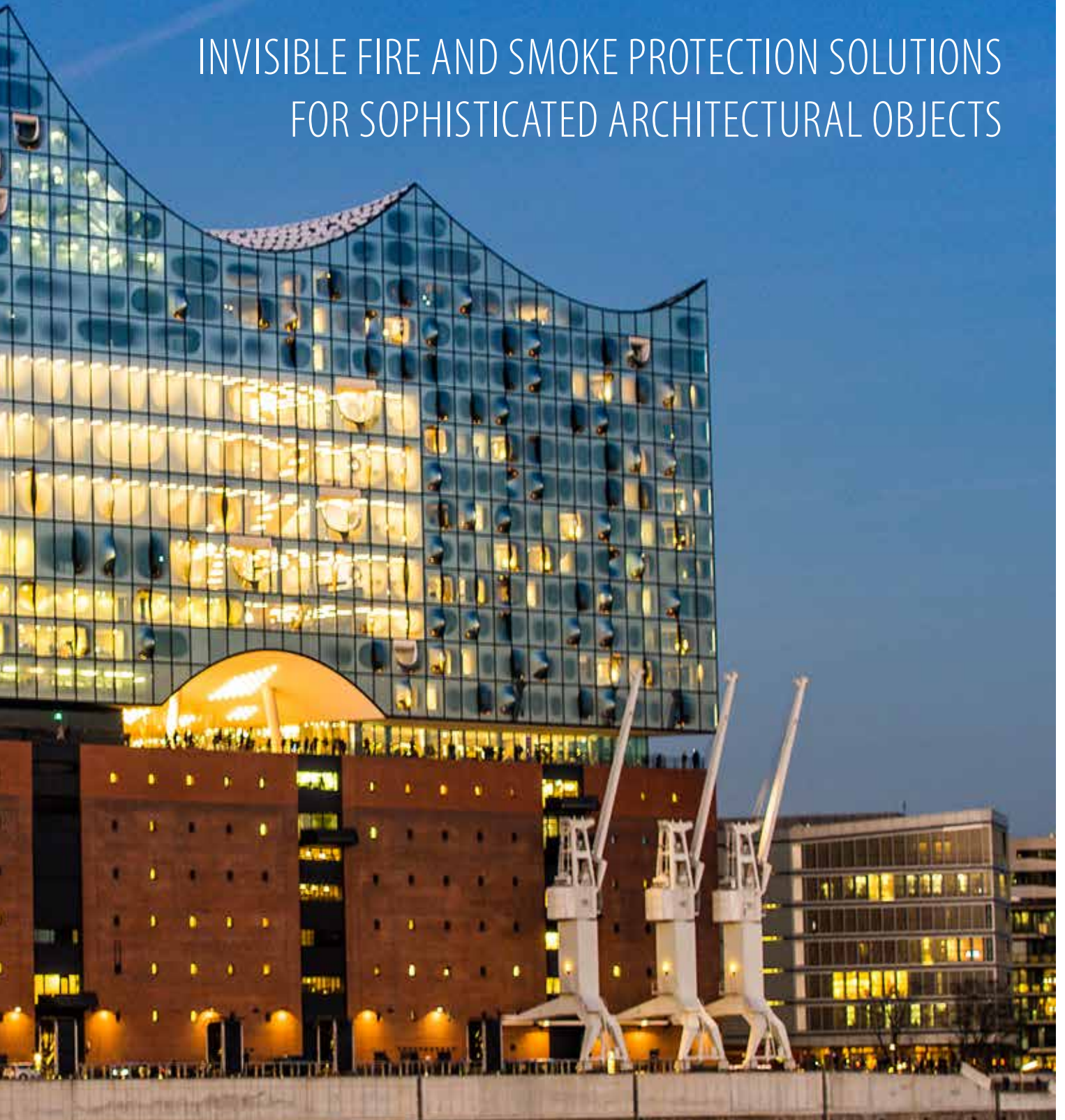




FIBERSHIELD®.
INNOVATIVE INSTEAD OF CONSERVATIVE.

STÖBICH Brandschutz

INVISIBLE FIRE AND SMOKE PROTECTION SOLUTIONS
FOR SOPHISTICATED ARCHITECTURAL OBJECTS





Stöbich Brandschutz

Pracherstieg 6
38644 Goslar

+49 5321 5708-0

info@stoebich.com

www.stoebich.com

